

M90 Tech Tips

SLTS-008 5/2/01

The Local Injection and Detection (LID®) System of the M90 is used to provide active core to core fiber alignment. Core aligning splicers with the LID System provide the lowest splice losses in the industry. It is important that the LID System remain clean for the M90 to work properly.

Necessary Tools:

- Cotton swabs
- LID fluid and syringe from M90 tool kit

Precautions



Caution: Never use solvents to clean the LID System components.



Caution: Never clean the LID System with any metal or hard surfaces as damage may occur.



Caution: Never use compressed air to clean the LID System.

Cleaning the LID System

1. Open the Lid system flaps (Figure 1).
2. Use a dry cotton swab to gently clean out the channels of the LID System (Figure 2).
3. Use a dry cotton swab to clean the mandrels of the LID System (Figure 2).
4. Turn the reservoir cap on the mandrel until a drop of LID fluid escapes through the small slit (Figure 3). One drop of LID fluid should last for hundreds of splices.

If the reservoir is empty, completely unthread the cap to refill it using the syringe of LID fluid in the tool kit (Figure 4).

5. Open and close the LID System flaps several times to spread around the LID fluid.

Cleaning the M90 LID System

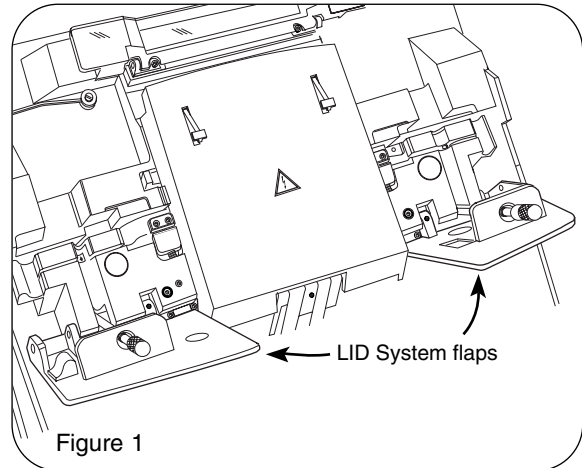


Figure 1

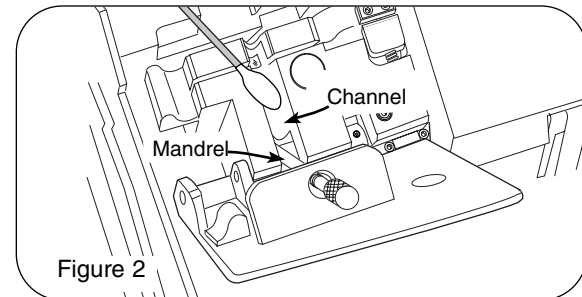


Figure 2

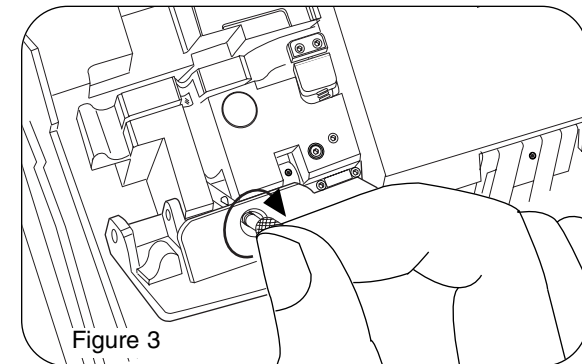


Figure 3

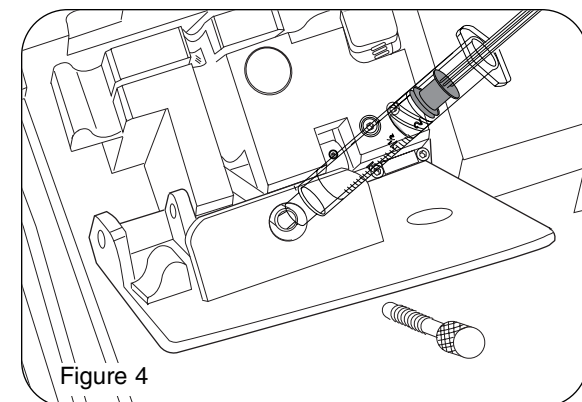


Figure 4

All trademarks are the property of their respective holders.

© 2000, 2001 Corning Cable Systems LLC. Please refer to the operating manual provided with the product described above for complete instructions and precautions.